

INFORME MENSUAL DE EJECUCIÓN DEL PRESUPUESTO DE INGRESOS

MES 12
VIGENCIA 2016

12
2016

Rubro Presupuestal	Tipo	Denominación del Numeral Restístico	Presupuesto					Reconocimientos			Recaudos			
			Traslados			Modificaciones		Definitivo	Meses Anteriores	Del Mes	Total	Meses Anteriores	Del Mes	Total
			Inicial	Credito	Contracredito	Adicion	Reduccion							
111	1	C.A.M. Y BANCOS	1,000.00	\$0.00	\$0.00	9,734,515,545.28	\$0.00	9,734,515,545.28	\$9,734,515,545.28	\$0.00	\$9,734,515,545.28	\$9,734,515,545.28	\$0.00	\$9,734,515,545.28
121	1	INVERSIONES TEMPORALES	1,000.00	\$0.00	\$0.00	-	\$0.00	1,000.00	\$0.00	\$0.00	\$0.00	\$0.00	\$0.00	\$0.00
21101	2	EPS-REGIMEN CONTRIBUTIVO.	12,954,042,018.00	\$0.00	\$0.00	3,953,556,424.00	\$0.00	16,917,598,442.00	\$23,754,123,147.00	\$225,573,400.00	\$24,079,696,547.00	\$5,495,749,072.00	\$4,207,594,173.00	\$9,703,643,245.00
21102	2	EPS-REGIMEN SUBSIDIADO.	45,976,800,000.00	\$0.00	\$0.00	3,621,923,270.00	\$0.00	49,798,723,270.00	\$57,844,996,607.00	\$382,609,552.00	\$58,227,606,359.00	\$31,274,238,401.00	\$4,090,444,211.00	\$35,364,682,612.00
21103	2	ENTIDADES TERRITORIALES SUB OFERTA (VINCULADOS IDSM)	1,600,000,000.00	\$0.00	\$0.00	-	\$0.00	1,600,000,000.00	\$3,455,709,175.00	\$155,727,077.00	\$3,611,436,252.00	\$0.00	\$0.00	\$0.00
21104	2	VINCULADOS OTROS OPTOS.	950,000,000.00	\$0.00	\$0.00	-	\$0.00	950,000,000.00	\$1,716,984,114.00	\$299,727,809.00	\$2,006,711,923.00	\$382,440,894.00	\$100,692,339.00	\$483,133,233.00
21105	2	MINISALUD FOSYGA-RECLAMACIONES ECAT.	684,956,779.00	\$0.00	\$0.00	-	\$0.00	684,956,779.00	\$1,425,001,740.00	\$0.00	\$1,425,001,740.00	\$127,956,844.00	\$69,261,878.00	\$197,218,722.00
21106	2	MINISALUD FOSYGA-TRAUMIA MAYOR Y DESPLAZADOS.	1,000.00	\$0.00	\$0.00	-	\$0.00	1,000.00	\$0.00	\$0.00	\$0.00	\$0.00	\$0.00	\$0.00
21107	2	EMPRESAS MEDICINA PREPAGADA.	45,699,849.00	\$0.00	\$0.00	-	\$0.00	45,699,849.00	\$74,098,114.00	\$0.00	\$74,098,114.00	\$30,167,191.00	\$11,572,970.00	\$41,740,161.00
21108	2	IPS PRIVADAS.	462,000,000.00	\$0.00	\$0.00	-	\$0.00	462,000,000.00	\$491,445,072.00	\$0.00	\$491,445,072.00	\$152,652,372.00	\$7,403,924.00	\$160,056,296.00
21109	2	COMPAÑIAS DE SEGUROS ACCIDENTES DE TRANSITO(SOAT)	3,900,000,000.00	\$0.00	\$0.00	-	\$0.00	3,900,000,000.00	\$4,314,764,290.00	\$0.00	\$4,314,764,290.00	\$1,396,969,061.00	\$387,101,103.00	\$1,784,070,164.00
21110	2	ENTIDADES REGIMEN ESPECIAL.	5,680,000,000.00	\$0.00	\$0.00	-	\$0.00	5,680,000,000.00	\$8,081,629,580.00	\$1,411,907,704.00	\$9,493,537,284.00	\$3,302,408,669.00	\$1,114,704,210.00	\$4,417,112,879.00
21111	2	ADMINISTRADORAS DE RIESGOS LABORALES.	990,000,000.00	\$0.00	\$0.00	-	\$0.00	990,000,000.00	\$804,105,547.00	\$0.00	\$804,105,547.00	\$319,628,679.62	\$61,163,182.00	\$380,791,861.62
21112	2	CUOTAS DE RECUPERACION-USUARIOS VINCULADOS.	850,000,000.00	\$0.00	\$0.00	-	\$0.00	850,000,000.00	\$3,714,698,751.00	(\$ 722,631,647.00)	\$2,992,067,104.00	\$773,331,680.34	\$72,948,978.00	\$846,280,658.34
21113	2	PARTICULARES.	500,000,000.00	\$0.00	\$0.00	-	\$0.00	500,000,000.00	\$254,280,139.00	\$ 14,448,695.00	\$268,728,834.00	\$88,901,531.00	\$3,409,550.00	\$92,311,081.00
21114	2	CONSIGNACIONES SIN IDENTIFICAR.	1,000.00	\$0.00	\$0.00	-	\$0.00	1,000.00	\$0.00	\$ 0.00	\$0.00	\$0.00	\$0.00	\$0.00
212	2	CARTERA POR DESCARGAR.	1,000.00	\$0.00	\$0.00	-	\$0.00	1,000.00	\$0.00	\$0.00	\$0.00	\$6,871,891,906.11	\$2,583,683,423.92	\$9,455,775,230.03
2131	2	ARRENDAMIENTOS.	56,814,000.00	\$0.00	\$0.00	-	\$0.00	56,814,000.00	\$5,773,500.00	\$ 0.00	\$5,773,500.00	\$5,773,500.00	\$0.00	\$5,773,500.00
2132	2	CONVENIOS DE UNIVERSIDADES.	94,000,000.00	\$0.00	\$0.00	634,794,125.00	\$0.00	728,794,125.00	\$415,443,114.00	\$ 313,351,011.00	\$728,794,125.00	\$415,443,114.00	\$313,351,011.00	\$728,794,125.00
2133	2	SERVICIO AMBULANCIA.	1,000.00	\$0.00	\$0.00	-	\$0.00	1,000.00	\$1,130,000.00	\$ 150,400.00	\$1,280,400.00	\$0.00	\$0.00	\$0.00
2134	2	CERTIFICACIONES Y SIMILARES.	1,000.00	\$0.00	\$0.00	-	\$0.00	1,000.00	\$6,457,665.00	\$ 727,500.00	\$7,185,165.00	\$0.00	\$0.00	\$0.00
2135	2	OTROS.	108,840,000.00	\$0.00	\$0.00	5,144,730.00	\$0.00	113,984,730.00	\$113,552,897.87	\$ 6,961,543.78	\$120,514,441.65	\$96,049,720.00	\$15,095,000.00	\$113,144,720.00
31	3	APORTES DE LA NACION	1,000.00	\$0.00	\$0.00	-	\$0.00	1,000.00	\$0.00	\$3.00	\$0.00	\$0.00	\$0.00	\$0.00
32	3	APORTES DEPARTAMENTALES	1,000.00	\$0.00	\$0.00	-	\$0.00	1,000.00	\$0.00	\$0.00	\$0.00	\$0.00	\$0.00	\$0.00
73	3	OTROS APORTES	1,730.00	\$0.00	\$0.00	94,945,000.00	\$0.00	94,946,730.00	\$94,945,000.00	\$0.00	\$94,945,000.00	\$94,945,000.00	\$0.00	\$94,945,000.00
411	4	CREDITO INTERNO.	1,000.00	\$0.00	\$0.00	-	\$0.00	1,000.00	\$0.00	\$0.00	\$0.00	\$0.00	\$0.00	\$0.00

61


INFORME MENSUAL DE EJECUCIÓN DEL PRESUPUESTO DE INGRESOS


MES 12
VIGENCIA 2016


12
2016

Rubro Presupuestal	Tipo	Denominación del Numeral Rentístico	Presupuesto					Reconocimientos			Recaudos				
			Traslados			Modificaciones		Definitivo	Meses Anteriores	Del Mes	Total	Meses Anteriores	Del Mes	Total	
			Inicial	Credito	Contracredito	Adicion	Reduccion								
4201	4	REGIMEN CONTRIBUTIVO.	10,354,398,372.00	\$0.00	\$0.00	-	\$0.00	10,354,398,372.00	\$7,722,138,978.62	\$949,406,187.00	\$8,671,545,165.62	\$7,722,138,978.62	\$949,406,187.00	\$8,671,545,165.62	27
4202	4	REGIMEN SUBSIDIADO.	23,214,849,695.00	\$0.00	\$0.00	-	\$0.00	23,214,849,695.00	\$19,901,343,788.90	\$46,420,295.00	\$19,947,764,083.90	\$19,901,343,788.90	\$46,420,295.00	\$19,947,764,083.90	28
4203	7	PRESTACION DE SERVICIOS IDSN	142,650,000.00	\$0.00	\$0.00	-	\$0.00	142,650,000.00	\$2,276,012,212.00	\$0.00	\$2,276,012,212.00	\$2,276,012,212.00	\$0.00	\$2,276,012,212.00	29
4204	4	VINCULADOS OTROS DEPTOS.	1,080,915,334.00	\$0.00	\$0.00	-	\$0.00	1,080,915,334.00	\$388,398,947.00	\$3,101,350.00	\$388,500,297.00	\$388,398,947.00	\$3,101,350.00	\$388,500,297.00	30
4205	4	RECLAMACIONES ECAT.	730,136,825.00	\$0.00	\$0.00	144,509,551.63	\$0.00	874,646,376.63	\$1,182,690,216.00	\$26,007,380.00	\$1,208,697,596.00	\$1,182,690,216.00	\$26,007,380.00	\$1,208,697,596.00	31
4206	4	TRAUMA MAYOR Y DESPLAZADOS.	1,000.00	\$0.00	\$0.00	-	\$0.00	1,000.00	\$0.00	\$0.00	\$0.00	\$0.00	\$0.00	\$0.00	32
4207	4	MEDICINA PREPAGADA.	32,504,407.00	\$0.00	\$0.00	-	\$0.00	32,504,407.00	\$39,201,474.00	\$0.00	\$39,201,474.00	\$39,201,474.00	\$0.00	\$39,201,474.00	33
4208	4	IPS PRIVADAS	470,833,656.00	\$0.00	\$0.00	-	\$0.00	470,833,656.00	\$537,407,391.00	\$20,000,000.00	\$557,407,391.00	\$537,407,391.00	\$20,000,000.00	\$557,407,391.00	34
4209	4	ACCIDENTES DE TRANSITO.	2,639,144,843.00	\$0.00	\$0.00	-	\$0.00	2,639,144,843.00	\$874,102,780.00	\$5,480,666.00	\$879,583,446.00	\$874,102,780.00	\$5,480,666.00	\$879,583,446.00	35
4210	4	REGIMEN ESPECIAL.	3,721,826,475.00	\$0.00	\$0.00	-	\$0.00	3,721,826,475.00	\$2,721,015,871.00	\$102,048,441.00	\$2,823,064,312.00	\$2,721,015,871.00	\$102,048,441.00	\$2,823,064,312.00	36
4211	4	RIESGOS LABORALES.	724,738,393.00	\$0.00	\$0.00	-	\$0.00	724,738,393.00	\$151,004,457.70	\$0.00	\$151,004,457.70	\$151,004,457.70	\$0.00	\$151,004,457.70	37
4212	4	CHARTER POR DESCARGAR.	1,000.00	\$0.00	\$0.00	-	\$0.00	1,000.00	\$6,227,764,511.41	\$83,964,595.00	\$6,311,729,106.41	\$6,227,764,511.41	\$83,964,595.00	\$6,311,729,106.41	38
4213	4	RENTALIENTOS FINANCIEROS.	410,000,000.00	\$0.00	\$0.00	-	\$0.00	410,000,000.00	\$215,654,339.77	\$24,712,999.46	\$240,367,339.23	\$215,654,339.77	\$24,712,999.46	\$240,367,339.23	39
TOTALES			\$118,377,123,646.00	\$0.00	\$0.00	\$18,389,388,645.91	\$0.00	\$136,766,512,291.91	\$158,539,390,175.55	\$3,439,694,958.24	\$161,979,085,133.79	\$102,000,819,167.77	\$14,300,667,866.38	\$117,100,887,034.15	


GERENTE (E)
JAIME ARTEAGA CORAL


PROFESIONAL UNIV. PRESUPUESTO
VICTOR HUGO BETANCOURT A.


SUBGERENTE ADMIVO Y FINANCIERO
HERNAN ARTEAGA MUÑOZ.


PROFESIONAL ESE RECURSOS FINANCIEROS
ALEONSO E. HIDALGO L.