

HOSPITAL UNIVERSITARIO DEPARTAMENTAL DE NARIÑO E.S.E.
891200528

INFORME MENSUAL DE EJECUCIÓN DEL PRESUPUESTO DE GASTOS

MES 09
VIGENCIA 2024

				TRASLADOS		MODIFICACIONES													
RUBRO	CUIPO	RUBRO: NOMBRE	PPTO INICIAL	CREDITOS	CONTRACREDITOS	ADICIÓN	REDUCCIÓN	PPTO FINAL	TOTAL DISPONIBLE	COMPROM. MES	COMPROM. ACUM.	TOTAL COMPROM.	TOTAL OBLIGAC.	PAGOS MES	PAGOS ACUM.	TOTAL PAGOS	SALDO APROPIACIÓN	EXP	
A11101	2.1.101.01.001.01	SUELDOS	4.595.912.455	0	128.110.664		0	4.467.801.791	3.091.966.959	511.536.511	2.580.430.448	3.091.966.959	3.091.966.959	511.536.511	2.580.430.448	3.091.966.959	1.375.834.832	0	
A11102	2.1.1.01.01.001.02	RECARGOS	180.349.653	0	0	0	0	180.349.653	107.892.621	18.089.261	89.803.360	107.892.621	107.892.621	18.206.850	89.685.771	107.892.621	72.457.032	0	
A11103	2.1.1.01.01.001.02	HORAS EXTRAS	1.000	0	0	0	0	1.000	0	0	0	0	0	0	0	0	1.000	0	
A11104	2.1.1.01.01.001.08.02	PRIMA VACACIONES	213.037.926	0	0	0	0	213.037.926	162.774.403	20.021.487	142.752.916	162.774.403	162.774.403	20.238.990	142.535.413	162.774.403	50.263.523	0	
A11105	2.1.1.01.01.001.07	BONIFICACION POR SERVICIOS PRESTADOS	152.565.770	0	0	0	0	152.565.770	117.220.834	11.370.463	105.850.371	117.220.834	117.220.834	11.461.924	105.758.910	117.220.834	35.344.936	0	
A11106	2.1.1.01.03.001.03	BONIFICACION RECREACION	25.532.847	0	0	0	0	25.532.847	19.909.139	2.410.814	17.498.325	19.909.139	19.909.139	2.437.498	17.471.641	19.909.139	5.623.708	0	
A11107	2.1.1.01.01.001.06	PRIMA DE SERVICIOS	204.516.409	0	0	0	0	204.516.409	179.209.967	0	179.209.967	179.209.967	179.209.967	153.478	179.056.489	179.209.967	25.306.442	0	
A11108	2.1.1.01.01.001.08.01	PRIMA NAVIDAD	443.829.012	0	0	0	0	443.829.012	19.772.100	0	19.772.100	19.772.100	19.772.100	81.856	19.690.244	19.772.100	424.056.912	0	
A11109	2.1.1.01.01.001.04	SUBSIDIO ALIMENTACION	58.336.146	0	0	0	0	58.336.146	31.937.589	5.374.001	26.563.588	31.937.589	31.937.589	5.374.001	26.563.588	31.937.589	26.398.557	0	
A11110	2.1.1.01.01.001.05	AUXILIO TRANSPORTE	98.367.958	0	0	0	0	98.367.958	55.960.200	6.318.000	49.642.200	55.960.200	55.960.200	6.318.000	49.642.200	55.960.200	42.407.758	0	
A11111	2.1.1.01.03.001.02	INDEMNIZACION VACACIONES	25.000.000	100.000.000	0	0	0	125.000.000	91.671.408	0	91.671.408	91.671.408	91.671.408	293.520	91.377.888	91.671.408	33.328.592	0	
A11112	2.1.1.01.01.002.12.02	PRIMA ANTIGUEDAD	3.211.481	0	0	0	0	3.211.481	2.445.399	413.796	2.031.603	2.445.399	2.445.399	413.796	2.031.603	2.445.399	766.082	0	
A11113	2.1.1.01.02.003	CESANTIAS	57.665.657	0	0	0	0	57.665.657	45.806.151	0	45.806.151	45.806.151	45.806.151	0	45.806.151	45.806.151	11.859.506	0	
A11121	2.1.2.02.02.008	HONORARIOS	3.374.072.689	0	0	53.231.576	0	3.427.304.265	3.389.501.576	113.777.940	2.320.783.777	2.434.561.717	1.439.814.218	346.839.778	947.346.040	1.294.185.818	992.742.548	1.140.375.899	
A1122	2.1.2.02.02.008	REMUNERACION SERVICIOS TECNICOS	1.621.461.356	0	0	178.720.145	0	1.800.181.501	1.778.720.145	41.626.322	1.503.251.414	1.544.877.736	1.220.121.698	152.730.620	946.663.590	1.099.394.210	255.303.765	445.483.526	
A1123	2.1.2.02.02.008	SUPERNUMERARIOS ADMINISTRATIVOS	1.000	0	0	0	0	1.000	0	0	0	0	0	0	0	0	1.000	0	
A113101	2.1.1.01.02.004	COMFAMILIAR	220.251.912	0	0	0	0	220.251.912	144.295.923	22.605.323	121.690.600	144.295.923	144.295.923	14.834.100	121.690.600	136.524.700	75.955.989	7.771.223	
A113102	2.1.1.01.02.002	SALUD	419.223.345	0	0	0	0	419.223.345	288.848.673	46.994.273	241.854.400	288.848.673	288.848.673	30.969.000	241.854.400	272.823.400	130.374.672	16.025.273	
A113103	2.1.1.01.02.001	PENSIONES	591.844.723	0	0	0	0	591.844.723	404.490.191	66.087.791	338.402.400	404.490.191	404.490.191	43.391.900	338.402.400	381.794.300	187.354.532	22.695.891	
A113104	2.1.1.01.02.003	CESANTIAS	939.735.875	0	100.000.000	0	0	839.735.875	616.158.862	0	616.158.862	616.158.862	616.158.862	0	616.158.862	616.158.862	223.577.013	0	
A113105	2.1.1.01.02.005	RIESGOS PROFESIONALES	120.144.479	0	0	0	0	120.144.479	76.926.512	12.910.001	64.016.511	76.926.512	76.926.512	8.408.800	64.016.511	72.425.311	43.217.967	4.501.201	
A113106	2.1.1.01.02.006	ICBF	165.188.934	0	0	0	0	165.188.934	108.236.257	16.956.457	91.279.800	108.236.257	108.236.257	11.128.000	91.279.800	102.407.800	56.952.677	5.828.457	
A113107	2.1.1.01.02.007	SENA	110.125.956	0	0	0	0	110.125.956	72.164.145	11.302.745	60.861.400	72.164.145	72.164.145	7.417.900	60.861.400	68.279.300	37.961.811	3.884.845	
A11401	2.1.1.02.01.001.01	SUELDOS	2.373.978.354	0	0	0	0	2.373.978.354	1.563.363.316	261.321.988	1.302.041.328	1.563.363.316	1.563.363.316	261.321.988	1.302.041.328	1.563.363.316	810.615.038	0	
A11402	2.1.1.02.01.001.02	RECARGOS	307.432.537	0	0	0	0	307.432.537	222.904.438	35.632.596	187.271.842	222.904.438	222.904.438	35.632.596	187.271.842	222.904.438	84.528.099	0	
A11403	2.1.1.02.01.001.02	HORAS EXTRAS	1.000	0	0	0	0	1.000	0	0	0	0	0	0	0	0	1.000	0	
A11404	2.1.1.02.01.001.08.02	PRIMA VACACIONES	115.492.243	0	0	0	0	115.492.243	84.112.735	17.304.240	66.808.495	84.112.735	84.112.735	13.321.112	66.808.495	80.129.607	31.379.508	3.983.128	
A11405	2.1.1.02.01.001.07	BONIFICACION POR SERVICIOS PRESTADOS	91.821.976	0	0	0	0	91.821.976	58.084.024	6.277.483	51.806.541	58.084.024	58.084.024	5.598.446	51.806.541	57.404.987	33.737.952	679.037	
A11406	2.1.1.02.03.001.03	BONIFICACION RECREACION	13.188.769	0	0	0	0	13.188.769	9.634.136	2.061.618	7.572.518	9.634.136	9.634.136	1.544.257	7.572.518	9.116.775	3.554.633	517.361	
A11407	2.1.1.02.01.001.06	PRIMA DE SERVICIOS	110.872.554	0	0	0	0	110.872.554	99.730.203	247.229	99.482.974	99.730.203	99.730.203	0	99.482.974	99.482.974	11.142.351	247.229	
A11408	2.1.1.02.01.001.08.01	PRIMA NAVIDAD	240.608.841	0	0	0	0	240.608.841	3.011.574	2.083.190	928.384	3.011.574	3.011.574	0	928.384	928.384	237.597.267	2.083.190	
A11409	2.1.1.02.01.001.04	SUBSIDIO ALIMENTACION	72.645.012	0	0	0	0	72.645.012	50.065.715	8.093.668	41.972.047	50.065.715	50.065.715	8.093.668	41.972.047	50.065.715	22.579.297	0	
A11410	2.1.1.02.01.001.05	AUXILIO TRANSPORTE	122.495.947	0	0	0	0	122.495.947	87.723.000	9.379.800	78.343.200	87.723.000	87.723.000	9.379.800	78.343.200	87.723.000	34.772.947	0	
A11411	2.1.1.02.03.001.02	INDEMNIZACION VACACIONES	11.000.000	0	0	0	0	11.000.000	9.647.316	5.690.976	3.956.340	9.647.316	9.647.316	0	3.956.340	3.956.340	1.352.684	5.690.976	
A11413	2.1.1.02.02.003	CESANTIAS	31.279.149	0	0	0	0	31.279.149	28.068.359	176.686	27.891.673	28.068.359	28.068.359	0	27.891.673	27.891.673	3.210.790	176.686	
A115101	2.1.1.02.02.004	COMFAMILIAR	127.789.545	0	0	0	0	127.789.545	82.660.111	13.057.811	69.602.300	82.660.111	82.660.111	8.336.700	69.602.300	77.939.000	45.129.434	4.721.111	
A115102	2.1.1.02.02.002	SALUD	235.724.794	0	0	0	0	235.724.794	156.936.535	25.910.535	131.026.000	156.936.535	156.936.535	16.419.100	131.026.000	147.445.100	78.788.259	9.491.435	
A115103	2.1.1.02.02.001	PENSIONES	332.787.944	0	0	0	0	332.787.944	218.936.407	36.294.207	182.642.200	218.936.407	218.936.407	22.890.000	182.642.200	205.532.200	113.851.537	13.404.207	
A115104	2.1.1.02.02.003	CESANTIAS	286.278.955	0	0	0	0	286.278.955	235.828.085	21.99.405	233.628.680	235.828.085	235.828.085	0	233.628.680	233.628.680	50.450.870	2.199.405	
A115105	2.1.1.02.02.005	RIESGOS PROFESIONALES	67.555.953	0	0	0	0	67.555.953	45.160.170	7.304.270	37.855.900	45.160.170	45.160.170	4.633.400	37.855.900	42.489.300	22.395.783	2.670.870	
A115106	2.1.1.02.02.006	ICBF	95.842.159	0	0	0	0	95.842.159	62.010.757	9.795.157	52.215.600	62.010.757	62.010.757	6.254.300	52.215.600	58.469.900	33.831.402	3.540.857	
A115107	2.1.1.02.02.007	SENA	63.894.772	0	0	0	0	63.894.772	41.347.690	6.530.390	34.817.300	41.347.690	41.347.690	4.170.300	34.817.300	38.987.600	22.547.082	2.360.090	
A2101	2.1.2.01.01.004.01.01.02	MUEBLES Y ENSERES	1.000	0	0	0	0	1.000	0	0	0	0	0	0	0	0	1.000	0	
A2102	2.1.2.02.01.003	SUMINISTROS	761.267.284	0	118.000.000	74.668.335	0	717.935.619	118.036.810	0	53.538.353	53.538.353	41.102.249	1.732.934	34.354.309	36.087.243	664.397.266	17.451.111	
A2103	2.1.2.02.01.003	PUBLICACIONES	10.000	1.104.000	0	1.957.500	0	3.071.500	0	0	0	0	0	0	0	0	3.071.500	0	

INFORME MENSUAL DE EJECUCIÓN DEL PRESUPUESTO DE GASTOS

MES 09
VIGENCIA 2024

RUBRO	CUIPO	RUBRO NOMBRE	PPTO INICIAL	TRASLADOS		MODIFICACIONES		PPTO FINAL	TOTAL DISPONIB.	COMPROM. MES	COMPROM. ACUM.	TOTAL COMPROM.	TOTAL OBLIGAC.	PAGOS MES	PAGOS ACUM.	TOTAL PAGOS	SALDO APROPIACIÓN	CXP
				CREDITOS	CONTRACREDITOS	ADICIÓN	REDUCCIÓN											
A2104	2.1.2.01.01.003.07.01	REPUESTOS Y ACCESORIOS VEHICULOS	10.000	0	0	0	0	10.000	0	0	0	0	0	0	0	0	10.000	0
A2105	2.1.2.02.01.003	COMBUSTIBLES, GRASAS Y LUBRICANTES	38.000.000	0	0	0	0	38.000.000	30.926.000	0	30.926.000	30.926.000	19.051.690	2.428.551	16.623.139	19.051.690	7.074.000	11.874.310
A2106	2.1.2.02.02.009	SALUD OCUPACIONAL	422.583.997	0	0	0	0	422.583.997	70.648.110	11.365.395	0	11.365.395	0	0	0	0	411.218.602	11.365.395
A2107	2.1.2.02.01.002	DOTACION	288.660.298	0	0	0	0	288.660.298	285.943.839	0	271.646.667	271.646.667	0	0	0	0	17.013.631	271.646.667
A2201	2.1.2.02.02.010	VIATICOS	34.000.000	0	0	0	0	34.000.000	34.000.000	3.031.881	26.036.134	29.068.015	28.176.972	2.425.505	25.751.467	28.176.972	4.931.985	891.043
A2202	2.1.2.02.02.006	GASTOS DE VIAJE	45.000.000	0	0	89.964.953	0	134.964.953	22.000.000	0	22.000.000	22.000.000	16.490.488	12.022.359	2.192.829	14.215.188	112.964.953	7.784.812
A2203	2.1.2.02.02.007	SEGUROS	1.667.214.226	0	0	0	0	1.667.214.226	12.844.800	0	12.844.800	12.844.800	12.844.800	0	12.844.800	12.844.800	1.654.369.426	0
A2204	2.1.2.02.02.008	VIGILANCIA	300.000.000	68.000.000	0	0	0	368.000.000	250.596.411	0	250.596.411	250.596.411	183.509.397	33.311.442	66.622.884	99.934.326	117.403.589	150.662.085
A2205	2.1.2.02.02.008	ASEO	688.200.000	0	0	0	0	688.200.000	575.316.920	0	575.316.920	575.316.920	245.475.340	54.829.258	117.935.085	172.764.343	112.883.080	402.552.577
A2206	2.1.2.02.02.008	COMUNICACION Y TRANSPORTE	196.000.000	0	0	0	0	196.000.000	39.322.989	0	30.153.789	30.153.789	26.641.535	0	20.928.392	20.928.392	165.846.211	9.225.397
A2207	2.1.2.02.02.008	MANTENIMIENTO Y REPARACION VEHICULOS	103.840.000	50.000.000	0	0	0	153.840.000	103.840.000	0	103.840.000	103.840.000	24.631.352	20.490.739	4.140.613	24.631.352	50.000.000	79.208.648
A2208	2.1.2.02.02.006	SERVICIOS PUBLICOS	694.700.000	0	0	0	0	694.700.000	666.870.629	63.174.031	603.696.597	666.870.629	564.366.959	66.511.010	496.927.240	563.438.251	27.829.371	103.432.378
A2209	2.1.2.02.02.008	INFORMACION Y PUBLICIDAD	1.000	0	0	0	0	1.000	0	0	0	0	0	0	0	0	1.000	0
A2210	2.1.2.02.02.007	ARRENDAMIENTO O LEASING	1.152.000.000	0	0	0	0	1.152.000.000	901.520.030	0	901.520.030	901.520.030	495.620.356	161.862.732	216.159.940	378.022.672	250.479.970	523.497.358
A2211	2.1.2.02.02.009	CAPACITACION	84.082.200	60.000.000	0	0	0	144.082.200	84.165.020	43.474.360	10.063.143	53.537.503	15.157.263	7.016.635	7.713.627	14.730.262	90.544.697	38.807.241
A2212	2.1.1.02.03.013	BIENESTAR SOCIAL	526.594.603	0	0	0	0	526.594.603	160.826.566	64.429.972	42.375.859	106.805.831	20.800.066	0	20.800.066	20.800.066	419.788.772	86.005.765
A2213	2.1.2.02.02.009	PROMOCION INSTITUCIONAL	1.000	0	0	0	0	1.000	0	0	0	0	0	0	0	0	1.000	0
A2214	2.1.2.02.02.007	GASTOS FINANCIEROS	17.000.000	72.694.000	0	0	0	89.694.000	79.526.153	1.096.933	78.429.220	79.526.153	79.526.153	1.096.933	78.429.220	79.526.153	10.167.847	0
A231	2.1.3.13.01.001	SENTENCIAS JUDICIALES - CONCILIACIONES	1.905.000.000	0	0	0	0	1.905.000.000	1.310.607.754	790.144.390	520.463.364	1.310.607.754	525.611.644	5.148.280	520.463.364	525.611.644	594.392.246	784.996.110
A232	2.1.8.03	IMPUESTOS, TASAS, CONTRIBUCIONES Y LICENCIAS	200.000.000	0	0	0	0	200.000.000	53.509.764	45.028.925	8.480.839	53.509.764	51.030.316	45.028.925	5.165.391	50.194.316	146.490.236	3.315.448
A233	2.1.8.04.01	CUOTAS DE AUDITAJE	400.000.000	67.006.664	0	0	0	467.006.664	467.006.664	0	467.006.664	467.006.664	467.006.664	0	467.006.664	467.006.664	0	0
A234	2.1.2.02.03	GASTOS IMPREVISTOS	50.000.000	0	0	0	0	50.000.000	44.699.467	20.000.000	24.699.467	44.699.467	16.956.135	0	16.956.135	16.956.135	5.300.533	27.743.332
A31101	2.1.7.05.01	ENTIDADES DE SALUD	868.000.000	0	0	0	0	868.000.000	0	0	0	0	0	0	0	0	868.000.000	0
A31102	2.1.7.05.01	ENTIDADES PENSIONES	1.548.313.622	0	72.694.000	0	0	1.475.619.622	7.667.449	488.269	7.179.179	7.667.449	7.667.449	1.464.766	5.714.413	7.179.179	1.467.952.173	488.269
A31103	2.1.7.05.01	ENTIDADES CESANTIAS	1.000	0	0	0	0	1.000	0	0	0	0	0	0	0	0	1.000	0
A31104	2.1.7.05.01	ENTIDADES RIESGOS PROFESIONALES	176.000.000	0	0	0	0	176.000.000	7.967.200	905.000	7.062.200	7.967.200	7.967.200	905.000	6.335.000	7.240.000	168.032.800	727.200
A41	2.1.2.02.02.008	GASTOS DE PERSONAL	1.000	0	0	140.714.327	0	140.715.327	140.714.327	0	138.097.640	138.097.640	86.611.717	0	86.611.717	86.611.717	2.617.687	51.485.922
A42	2.1.2.02.02.008	GASTOS GENERALES	1.000	0	0	2.366.951.007	0	2.366.952.007	2.366.951.007	91.359.820	2.173.876.054	2.265.235.874	2.201.778.490	22.818.198	2.083.245.544	2.106.063.742	101.716.134	159.172.132
A43	2.1.2.02.02.008	VIGENCIAS EXPIRADAS	1.000	0	0	0	0	1.000	0	0	0	0	0	0	0	0	1.000	0
B11101	2.4.1.01.01.001.01	SUELDOS	18.855.656.437	0	2.175.000.000	0	0	16.680.656.437	12.340.776.575	2.059.957.678	10.280.818.897	12.340.776.575	12.340.776.575	2.059.957.678	10.280.818.897	12.340.776.575	4.339.879.862	0
B11102	2.4.1.01.01.001.02	RECARGOS	3.399.189.107	0	950.000.000	0	0	2.449.189.107	1.909.980.805	324.895.521	1.585.085.284	1.909.980.805	1.909.980.805	326.990.203	1.582.990.602	1.909.980.805	539.208.302	0
B11103	2.4.1.01.01.001.02	HORAS EXTRAS	1.000	0	0	0	0	1.000	0	0	0	0	0	0	0	0	1.000	0
B11104	2.4.1.01.01.001.08.02	PRIMA VACACIONES	842.257.512	0	300.000.000	0	0	542.257.512	382.261.383	49.556.993	332.704.390	382.261.383	382.261.383	55.044.126	327.217.257	382.261.383	159.996.129	0
B11105	2.4.1.01.01.001.07	BONIFICACION POR SERVICIOS PRESTADOS	549.956.646	0	0	0	0	549.956.646	413.962.269	45.923.490	368.038.779	413.962.269	413.962.269	48.238.622	365.723.647	413.962.269	135.994.377	0
B11106	2.4.1.01.03.001.03	BONIFICACION RECREACION	104.753.647	0	0	0	0	104.753.647	47.642.728	6.163.523	41.479.205	47.642.728	47.642.728	6.873.110	40.769.618	47.642.728	57.110.919	0
B11107	2.4.1.01.01.001.06	PRIMA DE SERVICIOS	808.567.212	0	0	0	0	808.567.212	712.690.980	0	712.690.980	712.690.980	712.690.980	891.441	711.799.539	712.690.980	95.876.232	0
B11108	2.4.1.01.01.001.08.01	PRIMA NAVIDAD	1.754.703.151	0	0	0	0	1.754.703.151	9.221.327	0	9.221.327	9.221.327	9.221.327	3.460.866	5.760.461	9.221.327	1.745.481.824	0
B11109	2.4.1.01.01.001.04	SUBSIDIO ALIMENTACION	1.000	0	0	0	0	1.000	0	0	0	0	0	0	0	0	1.000	0
B11110	2.4.1.01.01.001.05	AUXILIO TRANSPORTE	1.000	0	0	0	0	1.000	0	0	0	0	0	0	0	0	1.000	0
B11111	2.4.1.01.03.001.02	INDEMNIZACION VACACIONES	79.000.000	0	0	0	0	79.000.000	37.311.675	0	37.311.675	37.311.675	37.311.675	7.805.451	29.506.224	37.311.675	41.688.325	0

HOSPITAL UNIVERSITARIO DEPARTAMENTAL DE NARIÑO E.S.E.
891200528

INFORME MENSUAL DE EJECUCIÓN DEL PRESUPUESTO DE GASTOS

MES 09
VIGENCIA 2024

RUBRO	CUIPO	RUBRO NOMBRE	PPTO INICIAL	TRASLADOS		MODIFICACIONES		PPTO FINAL	TOTAL DISPONIB.	COMPROM. MES	COMPROM. ACUM.	TOTAL COMPROM.	TOTAL OBLIGAC.	PAGOS MES	PAGOS ACUM.	TOTAL PAGOS	SALDO APROPIACIÓN	CXP
				CREDITOS	CONTRACREDITOS	ADICIÓN	REDUCCIÓN											
B11112	2.1.01.03.023	RECONOCIMIENTOS COORDINACION - DECRETO 600/07	225.744.211	0	0	0	0	225.744.211	156.969.672	26.074.785	130.894.887	156.969.672	156.969.672	26.074.785	130.894.887	156.969.672	68.774.539	0
B11114	2.4.1.01.02.003	INTERESES A LA CESANTIA	228.111.410	0	0	0	0	228.111.410	188.873.716	0	188.873.716	188.873.716	188.873.716	295.990	188.577.726	188.873.716	39.237.694	0
B11201	2.4.5.02.09	HONORARIOS	33.282.023.250	8.000.000.000	0	165.472.586	0	41.447.495.836	41.379.694.586	1.353.245.219	35.845.855.454	37.199.100.673	26.010.797.469	3.833.458.892	19.149.333.100	22.982.791.992	4.248.395.163	14.216.308.681
B11202	2.4.5.02.09	REMUNERACION SERVICIOS TECNICOS	5.094.503.292	0	0	48.556.036	0	5.143.059.328	5.143.059.328	29.629.056	5.063.047.083	5.092.676.139	4.126.551.638	484.387.115	3.326.623.797	3.811.010.912	50.383.189	1.281.665.227
B11203	2.4.5.02.09	SUPERNUMERARIOS ASISTENCIALES	1.000	0	0	0	0	1.000	0	0	0	0	0	0	0	0	1.000	0
B113101	2.4.1.01.02.004	COMFAMILIAR	978.225.077	0	100.000.000	0	0	878.225.077	621.732.188	97.825.588	523.906.600	621.732.188	621.732.188	65.197.200	523.906.600	589.103.800	256.492.889	32.628.388
B113102	2.4.1.01.02.002	SERVICIOS MEDICOS DE SALUD	1.938.408.186	0	200.000.000	0	0	1.738.408.186	1.258.459.090	208.217.090	1.050.242.000	1.258.459.090	1.258.459.090	138.578.900	1.050.242.000	1.188.820.900	97.499.096	69.638.190
B113103	2.4.1.01.02.001	PENSIONES	2.767.459.853	0	300.000.000	0	0	2.467.459.853	1.798.365.302	297.635.702	1.500.729.600	1.798.365.302	1.798.365.302	198.359.900	1.500.729.600	1.699.089.500	669.094.551	99.275.802
B113104	2.4.1.01.02.003	CESANTIAS	3.407.411.767	0	950.000.000	0	0	2.457.411.767	2.175.057.554	0	2.175.057.554	2.175.057.554	2.175.057.554	4.228.426	2.170.829.128	2.175.057.554	282.354.213	0
B113105	2.4.1.01.02.005	RIESGOS PROFESIONALES	585.370.388	0	0	0	0	585.370.388	346.811.040	59.061.040	287.750.000	346.811.040	346.811.040	39.538.900	287.750.000	327.288.900	238.559.348	19.522.140
B113106	2.4.1.01.02.006	ICBF	733.668.807	0	100.000.000	0	0	633.668.807	466.336.359	73.371.259	392.965.100	466.336.359	48.899.800	392.965.100	441.864.900	167.332.448	24.471.459	0
B113107	2.4.1.01.02.007	SENA	489.112.538	0	0	0	0	489.112.538	310.941.275	48.916.575	262.024.700	310.941.275	310.941.275	32.605.600	262.024.700	294.630.300	178.171.263	16.310.975
B11401	2.4.1.02.01.001.01	SUELDOS	15.308.769.643	300.000.000	2.550.000.000	0	0	13.058.769.643	9.877.615.387	1.648.031.848	8.229.583.539	9.877.615.387	9.877.615.387	1.648.031.848	8.229.583.539	9.877.615.387	3.181.154.256	0
B11402	2.4.1.02.01.001.02	RECARGOS	5.300.046.414	0	800.000.000	0	0	4.500.046.414	3.377.516.898	540.726.795	2.836.790.103	3.377.516.898	3.377.516.898	543.381.759	2.834.135.139	3.377.516.898	1.122.529.516	0
B11403	2.4.1.02.01.001.02	HORAS EXTRAS	1.000	0	0	0	0	1.000	0	0	0	0	0	0	0	0	1.000	0
B11404	2.4.1.02.01.001.08.02	PRIMA VACACIONES	722.898.089	0	0	0	0	722.898.089	458.994.668	93.256.951	365.737.717	458.994.668	458.994.668	98.217.175	360.777.493	458.994.668	263.903.421	0
B11405	2.4.1.02.01.001.07	BONIFICACION POR SERVICIOS PRESTADOS	533.714.998	0	0	0	0	533.714.998	438.785.040	43.818.634	394.966.406	438.785.040	438.785.040	45.708.660	393.076.380	438.785.040	94.929.958	0
B11406	2.4.1.02.03.001.03	BONIFICACION RECREACION	85.048.720	0	0	0	0	85.048.720	53.762.276	11.118.897	42.643.379	53.762.276	53.762.276	11.709.120	42.053.156	53.762.276	31.286.444	0
B11407	2.4.1.02.01.001.06	PRIMA DE SERVICIOS	693.982.165	0	0	0	0	693.982.165	603.282.246	0	603.282.246	603.282.246	603.282.246	106.160	603.176.086	603.282.246	90.699.919	0
B11408	2.4.1.02.01.001.08.01	PRIMA NAVIDAD	1.506.037.685	0	0	0	0	1.506.037.685	9.995.463	0	9.995.463	9.995.463	9.995.463	4.627.451	5.368.012	9.995.463	1.496.042.222	0
B11409	2.4.1.02.01.001.04	SUBSIDIO ALIMENTACION	302.687.550	0	0	0	0	302.687.550	193.778.518	32.072.978	161.705.540	193.778.518	193.778.518	32.072.978	161.705.540	193.778.518	108.909.032	0
B11410	2.4.1.02.01.001.05	AUXILIO TRANSPORTE	510.399.780	0	0	0	0	510.399.780	339.530.400	37.470.600	302.059.800	339.530.400	339.530.400	37.470.600	302.059.800	339.530.400	170.869.380	0
B11411	2.4.1.02.03.001.02	INDEMNIZACION VACACIONES	45.000.000	0	0	0	0	45.000.000	19.260.025	0	19.260.025	19.260.025	19.260.025	6.492.439	12.767.586	19.260.025	25.739.975	0
B11414	2.4.1.02.02.003	INTERESES A LA CESANTIA	195.784.899	0	0	0	0	195.784.899	194.640.114	0	194.640.114	194.640.114	194.640.114	382.024	194.258.090	194.640.114	1.144.785	0
B115101	2.4.1.02.02.004	COMFAMILIAR	934.899.946	0	100.000.000	0	0	834.899.946	592.339.678	93.331.278	499.008.400	592.339.678	592.339.678	60.398.800	499.008.400	559.407.200	242.560.268	32.932.478
B115102	2.4.1.02.02.002	SERVICIOS MEDICOS DE SALUD	1.797.115.140	0	150.000.000	0	0	1.647.115.140	1.165.634.102	189.847.302	975.786.800	1.165.634.102	1.165.634.102	122.062.700	975.786.800	1.097.849.500	481.481.038	67.784.602
B115103	2.4.1.02.02.001	PENSIONES	2.566.597.044	0	250.000.000	0	0	2.316.597.044	1.671.504.100	272.134.600	1.399.369.500	1.671.504.100	1.671.504.100	175.182.100	1.399.369.500	1.574.551.600	645.092.944	96.952.500
B115104	2.4.1.02.02.003	CESANTIAS	2.073.211.360	0	200.000.000	0	0	1.873.211.360	1.632.475.670	0	1.632.475.670	1.632.475.670	1.632.475.670	6.043.708	1.626.431.962	1.632.475.670	240.735.690	0
B115105	2.4.1.02.02.005	RIESGOS PROFESIONALES	528.374.833	0	0	0	0	528.374.833	330.415.789	53.551.589	276.864.200	330.415.789	330.415.789	34.520.800	276.864.200	311.385.000	197.959.044	19.030.789
B115106	2.4.1.02.02.006	ICBF	701.174.959	0	0	0	0	701.174.959	444.320.827	70.006.227	374.314.600	444.320.827	444.320.827	45.306.700	374.314.600	419.621.300	256.854.132	24.699.527
B115107	2.4.1.02.02.007	SENA	467.449.973	0	0	0	0	467.449.973	296.260.490	46.671.190	249.589.300	296.260.490	296.260.490	30.208.200	249.589.300	279.797.500	171.189.483	16.462.990
B12101	2.4.5.01.04	DISPOSITIVOS MEDICOS	22.418.224.518	943.061.214	542.405.312	0	0	22.818.880.420	22.617.944.064	11.960.637.261	10.393.186.218	22.353.823.479	11.391.909.921	1.244.268.807	983.970.406	2.228.239.213	465.056.941	20.125.584.266
B12201	2.4.5.01.03	NUTRICIONES ENTERALES CON PROPOSITOS MEDICOS ESPECIALES.	160.000.000	489.405.312	0	0	0	649.405.312	641.566.305	451.378.289	190.160.993	641.539.282	312.718.309	164.080.729	23.251.746	187.332.475	7.866.030	454.206.807
B12202	2.4.5.01.03	MEDICAMENTOS	22.377.002.782	53.000.000	143.061.214	0	0	22.286.941.568	22.277.823.288	10.426.489.747	11.738.503.933	22.164.993.680	15.491.750.239	3.040.189.103	3.388.820.703	6.429.009.806	121.947.888	15.735.983.874
B12302	2.4.5.01.03	MATERIAL DE DIAGNOSTICO	6.748.943.920	0	0	0	0	6.748.943.920	5.123.611.541	209.450.418	4.680.375.685	4.889.826.103	2.711.914.040	131.224.173	588.620.804	719.844.977	1.859.117.817	4.169.981.126
B12401	2.4.5.01.03	MUEBLES Y ENSERES	1.000	0	0	0	0	1.000	0	0	0	0	0	0	0	0	1.000	0
B12402	2.4.5.01.03	SUMINISTROS	2.729.765.256	0	190.500.000	913.774.869	0	3.453.040.125	626.601.879	2.709.317	325.927.466	328.636.783	289.332.274	20.940.258	111.594.202	132.534.460	3.124.403.342	196.102.323
B12403	2.4.5.01.03	PUBLICACIONES	533.866.918	0	0	0	0	533.866.918	10.660.000	0	10.660.000	10.660.000	0	0	10.660.000	0	523.206.918	0
B12404	2.4.5.02.09	SALUD OCUPACIONAL	115.645.999	0	0	0	0	115.645.999	114.034.045	0	114.034.045	114.034.045	73.980.304	0	0	0	1.611.954	114.034.045
B12405	2.4.5.01.02	DOTACION	413.578.800	0	0	0	0	413.578.800	313.057.185	0	313.057.185	313.057.185	95.734.413	405.552	0	405.552	100.521.615	312.651.633
B12406	2.4.5.01.02	ROPERIA HOSPITALARIA	497.000.000	2.000.000	0	0	0	499.000.000	498.956.330	0	0	0	0	0	0	0	499.000.000	0

INFORME MENSUAL DE EJECUCIÓN DEL PRESUPUESTO DE GASTOS

MES 09
VIGENCIA 2024


RUBRO	CUIPO	RUBRO-NOMBRE	PPTO INICIAL	TRASLADOS		MODIFICACIONES		PPTO FINAL	TOTAL DISPONIBLE	COMPROM. MES	COMPROM. ACUM.	TOTAL COMPROM.	TOTAL OBLIGAC.	PAGOS MES	PAGOS ACUM.	TOTAL PAGOS	SALDO APROPIACIÓN	CXP
				CREDITOS	CONTRACREDITOS	ADICIÓN	REDUCCIÓN											
B12407	2.4.5.01.03	ELEMENTOS DE ASEO PARA LAVANDERIA Y GESTION AMBIENTAL	233.500.000	0	0	0	0	233.500.000	120.118.701	0	120.118.701	120.118.701	66.390.944	0	22.961.181	22.961.181	113.381.299	97.157.520
B131	2.4.5.02.08	MANTENIMIENTO HOSPITALARIO	11.790.184.137	0	0	2.656.807.684	0	14.446.991.821	10.016.997.017	725.753.334	8.959.978.100	9.685.731.434	3.069.021.215	559.973.185	1.478.704.678	2.038.677.864	4.761.260.387	7.647.053.571
B132	2.4.5.02.06	ALIMENTOS	4.093.565.669	0	0	0	0	4.093.565.669	3.700.440.359	0	3.700.440.359	3.700.440.359	2.290.284.993	849.813.617	1.440.471.376	2.290.284.993	393.125.310	1.410.155.366
B133	2.4.5.02.09	SERVICIOS DE SALUD (COOMED.) AMBULANCIAS	1.000	0	0	0	0	1.000	0	0	0	0	0	0	0	0	1.000	0
B134	2.4.5.02.09	CONTRATACION SERVICIOS ASISTENCIALES	1.000	0	0	0	0	1.000	0	0	0	0	0	0	0	0	1.000	0
B13501	2.4.1.01.01.001.10	VIATICOS	25.000.000	0	0	0	0	25.000.000	25.000.000	4.416.667	3.733.290	8.149.957	8.149.957	4.921.980	3.227.977	8.149.957	16.850.043	0
B13502	2.4.5.02.06	GASTOS DE VIAJE	31.800.000	0	0	0	0	31.800.000	13.000.000	0	13.000.000	13.000.000	7.167.451	0	969.541	969.541	18.800.000	12.030.459
B13503	2.4.5.02.08	VIGILANCIA	1.200.000.000	188.500.000	0	0	0	1.388.500.000	1.085.510.716	0	1.085.510.716	1.085.510.716	817.162.660	133.245.768	266.491.536	399.737.304	302.989.284	685.773.412
B13504	2.4.5.02.08	ASEO	2.752.800.000	0	0	0	0	2.752.800.000	2.509.694.385	0	2.509.694.385	2.509.694.385	1.049.553.319	219.317.034	471.740.339	691.057.373	243.105.615	1.818.637.012
B13505	2.4.5.02.08	COMUNICACION Y TRANSPORTE	1.000	0	0	0	0	1.000	0	0	0	0	0	0	0	0	1.000	0
B13506	2.4.5.02.06	SERVICIOS PUBLICOS	1.582.300.000	0	0	0	0	1.582.300.000	1.421.241.767	0	1.407.887.477	1.407.887.477	1.251.829.096	134.362.881	1.117.466.215	1.251.829.096	174.412.523	156.058.380
B13507	2.4.5.02.08	FUMIGACION Y SIMILARES	328.361.000	0	0	0	0	328.361.000	212.703.692	0	212.703.692	212.703.692	108.616.102	29.548.000	77.261.044	106.809.044	115.657.308	105.894.648
B13508	2.4.5.02.08	INFORMACION Y PUBLICIDAD	1.000	0	0	0	0	1.000	0	0	0	0	0	0	0	0	1.000	0
B13509	2.4.5.02.09	CAPACITACION	196.191.800	25.000.000	0	0	0	221.191.800	164.570.105	44.644.093	84.366.474	129.010.567	6.052.517	0	4.003.515	4.003.515	92.181.233	125.007.052
B13510	2.4.5.02.09	BIENESTAR SOCIAL	1.228.720.742	0	0	0	0	1.228.720.742	330.644.238	160.347.117	90.476.121	250.823.238	48.532.604	0	48.532.604	48.532.604	977.897.504	202.290.634
B13511	2.4.5.02.09	PROMOCION INSTITUCIONAL	1.000	0	0	0	0	1.000	0	0	0	0	0	0	0	0	1.000	0
B141	2.4.5.02.09	GASTOS DE PERSONAL	1.000	700.000.000	1.755.663.731	6.939.014.876	0	5.883.352.145	5.883.351.145	0	5.680.316.382	5.680.316.382	5.537.474.621	103.841.447	5.432.175.674	5.536.017.121	203.035.763	144.299.261
B142	2.4.5.01.03	COMPRA DE BIENES	1.000	0	0	1.708.415.102	0	1.708.415.102	1.708.415.102	162.929.180	1.526.996.273	1.689.925.453	1.591.065.859	0	1.324.300.710	1.324.300.710	18.490.649	365.624.743
B143	2.4.5.02.08	SERVICIOS	1.000	0	500.000.000	4.378.891.130	0	3.878.892.130	3.878.891.130	-4.043.938	3.868.637.062	3.864.593.124	3.808.328.149	70.901.257	3.644.009.471	3.714.910.728	14.299.006	149.682.396
B144	2.4.5.02.09	VIGENCIAS EXPIRADAS	1.000	0	0	0	0	1.000	0	0	0	0	0	0	0	0	1.000	0
B145	2.4.5.01.04	COMPRA DE BIENES - DISPOSITIVOS MEDICOS	1.000	2.255.663.731	700.000.000	10.792.478.558	0	12.348.143.289	12.348.142.289	-7.458.688	12.320.374.981	12.312.916.293	12.265.715.596	769.345.709	9.233.162.358	10.002.508.067	35.226.996	2.310.408.226
B146	2.4.5.01.03	COMPRA DE BIENES - MEDICAMENTOS Y NUTRICIONES ENTERALES	1.000	0	0	10.406.642.889	0	10.406.643.889	10.406.642.889	-2.588	10.402.510.600	10.402.508.012	10.390.972.013	633.814.691	9.226.368.922	9.860.183.613	4.135.877	542.324.399
B147	2.4.5.01.03	COMPRA DE BIENES - MATERIAL DE DIAGNOSTICO	1.000	0	0	2.779.430.807	0	2.779.431.807	2.779.430.807	0	2.771.005.736	2.771.005.736	2.771.005.736	342.701.119	2.131.466.227	2.474.167.346	8.426.071	296.838.390
B148	2.4.5.02.08	SERVICIOS - MANTENIMIENTO HOSPITALARIO	1.000	0	0	6.923.169.223	0	6.923.170.223	6.923.169.223	-31.420.258	6.754.911.685	6.723.491.427	6.039.297.101	777.723.634	3.971.429.574	4.749.153.208	199.678.796	1.974.338.218
C1	2.2.2.01.02.002.02.03	AMORTIZACION DEUDA PUBLICA INTERNA	1.000	0	0	0	0	1.000	0	0	0	0	0	0	0	0	1.000	0
C2	2.2.2.02.02.002.02.03	INTERESES, COMISIONES Y GASTOS	1.000	0	0	0	0	1.000	0	0	0	0	0	0	0	0	1.000	0
D111	2.3.2.01.01.001.02.08	CONSTRUCCION INFRAESTRUCTURA	565.540.000	60.000.000	0	0	0	625.540.000	0	0	0	0	0	0	0	0	625.540.000	0
D112	2.3.2.01.01.003.06.01	MEDICO	9.233.678.000	0	1.159.996.262	0	0	8.073.681.738	897.881.185	0	61.049.910	61.049.910	11.700.000	0	11.700.000	11.700.000	8.012.631.828	49.349.910
D113	2.3.2.01.01.003.06.01	COMPRA INSTRUMENTAL MEDICO	1.031.020.000	0	0	0	0	1.031.020.000	0	0	0	0	0	0	0	0	1.031.020.000	0
D114	2.3.2.01.01.003.01.06	COMPRA EQUIPO INDUSTRIAL	368.072.000	0	0	0	0	368.072.000	29.347.363	0	0	0	0	0	0	0	368.072.000	0
D115	2.3.2.01.01.003.07.01	COMPRA VEHICULOS	1.000	0	0	0	0	1.000	0	0	0	0	0	0	0	0	1.000	0
D116	2.3.2.02.02.009	PROGRAMAS DE FORTALECIMIENTO INSTITUCIONAL	1.993.360.000	957.602.449	0	133.000.000	0	3.083.962.449	2.775.480.854	46.838.725	514.962.602	561.801.327	188.978.351	31.708.325	63.848.236	95.556.561	2.522.161.122	466.244.766
D117	2.3.2.01.01.003.03.02	COMPRA DE EQUIPO DE OFICINA	973.730.000	0	0	0	0	973.730.000	339.387.117	0	54.555.641	54.555.641	54.555.641	0	1.199.800	1.199.800	919.174.359	53.355.841

INFORME MENSUAL DE EJECUCIÓN DEL PRESUPUESTO DE GASTOS

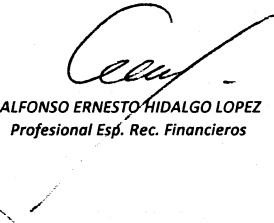
MES 09
VIGENCIA 2024


RUBRO	CUPO	RUBRO NOMBRE	PPTO INICIAL	TRASLADOS		MODIFICACIONES		PPTO FINAL	TOTAL DISPONIB.	COMPROM. MES	COMPROM. ACUM.	TOTAL COMPROM.	TOTAL OBLIGAC.	PAGOS MES	PAGOS ACUM.	TOTAL PAGOS	SALDO APROPIACIÓN	CXP
				CREDITOS	CONTRACREDITOS	ADICIÓN	REDUCCIÓN											
D118	2.3.2.02.02.008	UNIVERSITARIA	413.299.702	0	0	0	0	413.299.702	18.542.278	14.546.967	0	14.546.967	0	0	0	0	398.752.735	14.546.967
D119	2.3.2.01.01.004.01.01.02	COMPRA DE MUEBLES DE OFICINA	883.641.500	0	0	0	0	883.641.500	39.430.241	0	39.430.241	39.430.241	0	0	0	0	844.211.259	39.430.241
D21	2.3.2.02.02.009	INVERSION	1.000	0	0	2.384.292.081	0	2.384.293.081	2.384.292.081	12.786.000	2.276.324.317	2.289.110.317	2.234.665.378	670.843.598	1.060.991.294	1.731.834.892	95.182.764	557.275.425
D22	2.3.2.02.02.009	VIGENCIAS EXPIRADAS	1.000	142.393.813	0	0	0	142.394.813	129.765.414	0	129.765.414	129.765.414	129.765.414	0	129.765.414	129.765.414	12.629.399	0
		TOTAL	235.803.682.749	14.535.431.183	14.535.431.183	53.136.153.684	0	288.939.836.433	235.467.245.811	34.484.169.462	189.390.469.969	223.874.639.431	175.634.011.008	22.244.906.551	120.839.063.123	143.083.969.675	65.065.197.002	80.790.669.756

Fuente: Dinámica Gerencial


ANTONIO JOSE VAIRA DEL CASTILLO
Gerente


GERMAN CIFUENTES VILLOSA
Subgerente Administrativo y Financiero


ALFONSO ERNESTO HIDALGO LOPEZ
Profesional Esp. Rec. Financieros


GENNY MARISOL FIERRO GASQUE
Profesional Univ. Presupuesto (E)